

TAO20.PD

TESTA AD ANGOLO - ANGLE HEAD

FH

BAH

TA.CP

TA

MOX

HT


4-72

VH

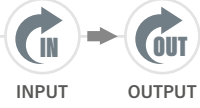
TSI/TSX

T

MT-TC-TC3

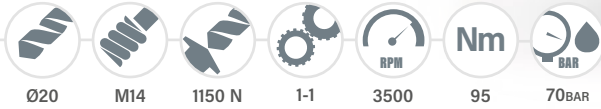


15 KG



INPUT

OUTPUT



Ø20

M14

1150 N

1-1

3500

95

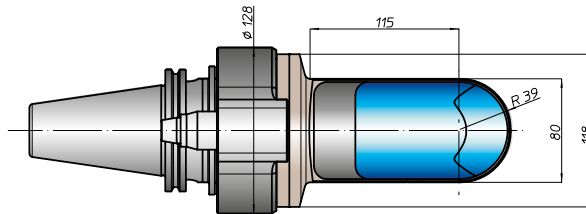
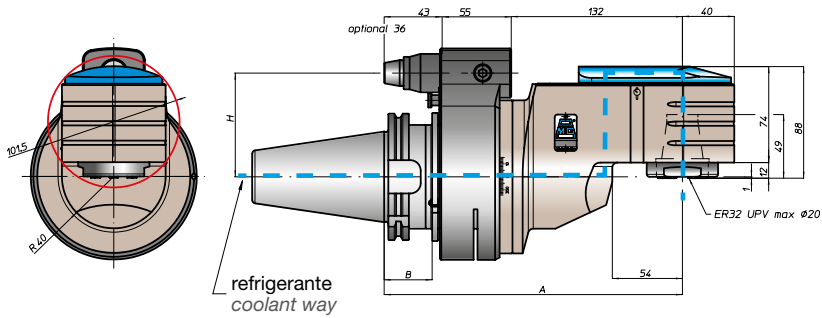
70 BAR



Ø22-Ø27-Ø32
PORTAFRESE
FACE-MILL ARBOR

Ø16-Ø20
WELDON
WHISTLE-NOTCH

HSK50
DIN69893-HSK



CONO
SHANK



DIN69871



ANSIB5.50

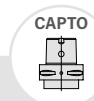


BT



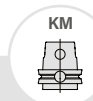
HSK

DIN69893



CAPTO

ISO26623



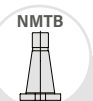
KM

80 | 100



DIN2080

DIN2080



ANSIB5.18

ANSIB5.18

SIZE

45 | 50

50

50

80 | 100

C8

80 | 100

A

230

230

238

239

234

230

B

35

35

45

46

41

H STANDARD

80

80

80

80

80

80

H OPTIONAL

110

110

110

110

110

110

For DIN69871, ANSIB5.50 and BT, dual contact as option